

VELS INSTITUTE OF SCIENCE TECHNOLOGY & ADVANCED STUDIES (VELS UNIVERSITY)
PV Vaitthiyalingam Road, Pallavaram, Chennai-600117

BALANCE SHEET

As at 31/03/2016

Particulars	Sch.	Pallavaram Rs.	VAMET Rs.	PHYSIOTHERAPY Rs.	Vels University (Mistrs) Rs.
I. Sources of Funds					
(1) Capital fund	A	27,03,74,901	8,40,77,603	-	35,44,52,504
(2) Loan funds:					
(a) Secured loans	B	47,67,91,693	-	-	47,67,91,693
(b) Unsecured loans	C	29,94,56,339	-	-	29,94,56,339
(3) Revenue Fund	D	50,14,06,589	2,46,64,600	2,07,18,277	54,67,89,466
TOTAL		1,54,80,29,522	10,87,42,203	2,07,18,277	1,67,74,90,002
II. Application of Funds					
(1) Fixed assets:-	E				
(a) Opening (Including WIP Capitalized)		75,18,06,451	26,78,70,131	56,293	1,01,97,32,875
(b) Additions		10,48,28,475	28,90,404	44,920	10,77,63,799
(c) Reversals / Deletions		4,18,16,613	-	-	4,18,16,613
(d) Total		81,48,18,313	27,07,60,535	1,01,213	1,08,56,80,061
(e) Depreciation	E	4,63,53,709	2,38,18,082	41,593	7,02,13,384
		76,84,64,604	24,69,42,453	59,620	1,01,54,66,677
(2) Current Assets, Loans and Advances:					
(a) Loans and Advances	F	56,06,63,034	36,85,476	65,104	56,44,13,614
(b) Deposits	G	18,22,88,033	4,32,965	-	18,27,21,018
(c) Sundry Debtors	H	82,598	-	-	82,598
(d) Cash and Bank Balances	I	1,64,22,605	38,86,715	-	2,03,09,320
Total Current Assets	(A)	75,94,56,290	80,05,156	65,104	76,75,26,550
Less:					
Current Liabilities and Provisions:					
Current Liabilities	J	11,27,89,819	64,34,722	(1,535)	11,92,23,006
	(B)	11,27,89,819	64,34,722	(1,535)	11,92,23,006
Net current assets:(A)-(B)		64,66,66,471	15,70,434	66,639	64,83,03,544
Branch & Divisions		13,28,98,447	(13,97,70,684)	2,05,92,018	1,37,19,781
TOTAL		1,54,80,29,522	10,87,42,203	2,07,18,277	1,67,74,90,002



For **VAIRAVANATHAN & Co.**
 Chartered Accountants
 (T. THAYALAN)
 Partner
 M No. 26682

For VELS INSTITUTE OF SCIENCE TECHNOLOGY & ADVANCED STUDIES

 Authorized Signatory

VELS INSTITUTE OF SCIENCE TECHNOLOGY & ADVANCED STUDIES

PV Vaithyalingam Road, Pallavaram, Chennai-600117

Income & Expenditure Account

for the period ended 31-03-2016

Particulars	Sch.	Pallavaram	VAMET	PHYSIOTHERAPY	Vels University (Vistas)
		Rs.	Rs.	Rs.	Rs.
INCOME					
Direct Income	K	54,02,72,035	9,09,43,322	1,35,47,142	64,47,62,499
Indirect Income	L	5,79,24,661	30,87,269	3,09,984	6,13,21,914
TOTAL		59,81,96,696	9,40,30,591	1,38,57,126	70,60,84,413
EXPENDITURE					
Administrative & Other Expenses	M	38,90,75,311	7,32,20,293	34,97,821	46,57,93,425
Depreciation and Amortization Expenses	E	4,63,53,709	2,38,18,082	41,593	7,02,13,384
Interest/Finance charges	N	7,40,21,430	112	1,076	7,40,22,518
		50,94,50,450	9,70,38,487	35,40,490	61,00,29,427
Excess of Income Over Expenses carried to Balancesheet		8,87,46,246	(30,07,896)	1,03,16,636	9,60,54,986

FOR VELS INSTITUTE OF SCIENCE
TECHNOLOGY & ADVANCED STUDIES

[Signature]
Authorized Signatory



FOR VAIRAVANATHAN & CO
Chartered Accountants

[Signature]
(S. THAYALAN)
Partner
M No. 256882

Vels Institute of Science Technology And Advanced Studies

Schedule to Balance Sheet Items

As at 31.03.2016

Particulars	As at 31.03.2016			
	Pallavaram Rs.	Vanmet Rs.	Physiotherapy Rs.	Vels University (Vistas) Rs.
Schedule-A : Capital Fund				
Balance as on 01.04.2015	267,374,901	84,077,603	-	351,452,504
Corpus Donation Received During the Year	3,000,000			3,000,000
TOTAL	270,374,901	84,077,603	-	354,452,504
Schedule- B : Secured Loans				
Cosmos Loan Account	215,211,864			215,211,864
Cosmos Bank OD Account	103,821,047			103,821,047
Axis Bank Car Loan	2,164,668			2,164,668
Sundaram Finance Bus loan	2,088,549			2,088,549
ICICI Car Loans	49,859			49,859
Loan against FD -BOB	58,452,427			58,452,427
Cosmos loan against FD	95,003,279			95,003,279
TOTAL	476,791,693	-	-	476,791,693

For VELS INSTITUTE OF SCIENCE
TECHNOLOGY & ADVANCED STUDIES

Authorised Signatory




Schedule- C : Unsecured Loans				
Vetri Educational Trust	25,965,340			25,965,340
Vaels Educational Trust	123,490,999			123,490,999
Sri Ramachandra Educational & Health Trust	150,000,000			150,000,000
TOTAL	299,456,339	-	-	299,456,339
Schedule - D : Revenue Fund				
Balance as on 01.04.2015	412,660,343	27,672,496	10,401,641	450,734,480
Current Year Excess of Income Over Expenses	88,746,246	(3,007,896)	10,316,636	96,054,986
Transferred from Income & Expenditure A/c				
Add: Transfer from Reserve Fund				
TOTAL	501,406,589	24,664,600	20,718,277	546,789,466
Schedule- F : Loans and Advances				
Salary Advance	1,934,150	136,595		2,070,745
Rent Advance	60,913,000			60,913,000
Indira Educational Trust	400,000			400,000
BMMT Institute of Education	145,061,054			145,061,054
Vinayaka Educational Trust	8,258,548			8,258,548
Advance for Capital expenditure	1,444,500	20,000		1,464,500
Advance to Creditors	7,608,699	2,581,703		10,255,506
Advance for Expenses	1,943,000		65,104	1,943,000
Mahavir Institute of Medical Sciences	283,498,600			283,498,600
Income tax Dispute 08-09, 11-12, 12-13	21,779,639			21,779,639
Advance for property	2,600,000			2,600,000
Advance for Expenses Non Teaching	1,149,239	105,546		1,254,785
Advance for Expenses Teaching	954,800			954,800
Vels Educational Society	16,700,000	322,212		16,700,000
TDS - Receivable	6,417,805	519,420		6,740,017
Scholarship Payable Rating Students				519,420
TOTAL	560,663,034	3,685,476	65,104	564,413,614



For VELS INSTITUTE OF SCIENCE
TECHNOLOGY & ADVANCED STUDIES
Authorised Signatory


Schedule G : Sundry Debtors				
Debtors- Others		82,598		82,598
TOTAL		82,598	-	82,598
Schedule- H : Deposits				
FD - BOB - 106344-08140300012152		878,251		878,251
FD - BOB - 698243-08140300013722		5,900,000		5,900,000
FD - BOB - 698244-08140300013723		6,600,000		6,600,000
FD - BOB - Bank Gaurantee-08140300013168		7,123,261		7,123,261
COSMOS F.D No 0681502012759		50,000,000		50,000,000
Fixed Deposit -cosmos 2795		50,000,000		50,000,000
Fd Cosmos 0682001064248		1,400,000		1,400,000
FD cosmos 0682001064266		1,000,000		1,000,000
FD cosmos 0682001064257		1,000,000		1,000,000
Bob Joint Fd no. 08140300030584		2,414,412		2,414,412
Bob Joint FD no. 08140300030583		2,414,412		2,414,412
Cosmos FD No-0682826082		2,908,000		2,908,000
Electricity Deposit		346,317	406,915	753,232
Telephone Deposit			7,050	7,050
Gas Cylinder deposit			19,000	19,000
Gas Deposit		3,400		3,400
Deposit - Bar Council of India (School of Law)		300,000		300,000
TOTAL		182,288,053	432,965	182,721,018



FOR VELS INSTITUTE OF SCIENCE AND TECHNOLOGY & ADVANCED STUDIES

Authorized Signatory


Schedule-1 : Cash and Bank Balances				
Cash in hand (incl. Cash Suspense Vouchers)				
Cash at Scheduled Banks				
DD/Cheques				
Cash in hand	579,287	114,634		693,921
Cash at Scheduled Banks				
DD/Cheques				
Bank Axis 911010014364240	132,250			132,250
Bank BOB - 08140100011870- Activities Nss Spl Car	9,683,817			9,683,817
Bank BOB - 08140100011871 Nss - Corpus Fund	82,865			82,865
Bank BOB - 08140100011872 Nss Prog. Co-Or Reg	1,234			1,234
Bank BOB (08140200000429)	320,321			320,321
Bank BOB - 08140400000132 (OD)	578,184			578,184
Bank TMB - 538	16,399			16,399
THE COSMOS CO-OPERATIVE BANK LTD - 06804	23,101			23,101
Indusind bank	4,534,888			4,534,888
Bank Cosmos VISIT 0680501017356	25,000			25,000
Bank Of Baroda - 270	596,901			596,901
Canara Bank -0910101054849	270,322	11,812		270,322
Axis Bank 915020023266273 swiping a/c - Vistas M	27,662			27,662
Axis Vistas Trust A/c-		3,544,701		3,544,701
Suspense Bank	(449,626)			(449,626)
Axis Bank - 537902		109,082		109,082
ICICI Bank-103905001613		96,275		96,275
ICICI Bank-103901000868		213		213
ICICI C A/c 000101229526		9,998		9,998
TOTAL	16,422,605	3,886,715	-	20,309,320



FOR VELS INSTITUTE OF SCIENCE
TECHNOLOGY & ADVANCED STUDIES

Authorised Signatory


Schedule - J : Current Liabilities and Provisions				
Current Liabilities				
Creditors - Others	60,500			60,500
Creditors - Capital expenditure	1,463,715	295,240	3,465	1,762,420
Creditors - Prior years	211,587			211,587
Deposit Payable	627,000	200,000		827,000
Other Liabilities	626,605			626,605
Vel Ganesh Educational Trust	65,000,000			65,000,000
Dr. Ishani K Ganesh	4,000,000			4,000,000
Ms. Pushpa Velan	5,100,000			5,100,000
MSD Health Care Services	10,000,000			10,000,000
Dr. Mastan (Harsha Management Services Pvt. Ltd)	5,000,000			5,000,000
Cauton deposit	3,319,375	5,271,980	(5,000)	8,591,355
Hostel deposit	9,190,950	423,000		9,608,950
Cauton Deposit-Staff	101,450			101,450
Term fees refundable	4,754,004			4,754,004
Grants for Research Projects	56,781			56,781
Scholarship	906,000			906,000
TDS-Advt	2,753	1,923		4,676
TDS -Consultancy	191,733	16,130		207,863
TDS Interest	1,837			1,837
TDS - Transport	3,914	4,693		8,607
TDS Construction		99,859		99,859
TDS - Canteen		94,495		94,495
TDS Salary	273,071	7,522		280,593
TDS-Rent	1,805,990			1,805,990
TDS-Professionals		11,975		11,975
PF Payable		4,813		4,813
Employee ESI contribution		(284)		(284)
TDS -Security Salary		1,542		1,542
TDS Other Contractors	92,554	1,834		94,388
TOTAL	112,789,819	6,434,722	(1,535)	119,223,006



FOR VELS INSTITUTE OF SCIENCE
TECHNOLOGY & ADVANCED STUDIES

Authorised Signatory


Schedule - K : Direct Income					
(A) Income					
Application & Prospectus fee	906,451	8,200	12,283,592	914,651	
Fee Receipts	494,769,140	83,858,186		590,910,918	
Fee Receipts - Hospital				-	
Bus Fees	9,015,150		777,800	9,015,150	
University examination fees				-	
Hostel Rent				-	
Students Project Fee	25,186,430		277,500	25,463,930	
Admission Fee	7,501,056		208,250	7,709,306	
Registration Fee	2,893,808	7,076,936		9,970,744	
Other Fees					
TOTAL	540,272,035	90,943,322	13,547,142	644,762,499	
Schedule - L : Indirect Income					
Examination Fees	28,855,565	2,308,200		31,163,765	
Agricultural Income from Manjankaranai Land (net)				-	
SAP fees	281,200			281,200	
Placement Fee				-	
VAPSC				-	
Hostel fees				-	
Mess Rent Recovered				-	
Sale of Application				-	
Term fees in advance				-	
Cultural Fees	1,209,650	151,058		1,209,650	
Interest on FD	15,373,767			15,524,825	
Medicines				-	
Donation Received				-	
Uniform and books				-	
Discount Earned				-	
E. B Charges Received				-	
Seminar Receipts				-	
Caution deposit				-	
Condonation fees	5,597,350	130,600	100,800	5,597,350	
Fine	4,885,563			5,116,963	
Laundry Receipt				-	
Endo				-	
Ortho				-	
Pedo-Dental				-	
Orthodontics				-	
Prostho				-	
Rent Received	600,000	135,000		735,000	
Synopsis fee	203,800			203,800	
Club Fee	708,000			708,000	
Revaluation Fees				-	
Students Fine				-	
Sponsors received	8,000	362,411	209,184	8,000	
Provisional Fees	201,766			773,361	
Other Income				-	
TOTAL	57,924,661	3,087,269	309,984	61,321,914	



FOR NVELS INSTITUTE OF SCIENCES
TECHNOLOGY & ADVANCED STUDIES

Authorised Signatory

Schedule -M: Administrative and Other Expenses					
	Rs.	Rs.	Rs.	Rs.	Rs.
CONCESSION FEES	11,938,090	656,900	21,250	12,616,240	
Academic Expenses	28,979,552	2,529,135	100,600	31,609,287	
Affiliation & Registration Exp	5,700,030		91,436	5,791,466	
Consumables Exp	1,104,525			1,104,525	
Fuel		1,517,190		1,517,190	
Examination Exp	6,631,027			6,631,027	
Note Book Exp	201,756	1,717,556		1,919,312	
Conference, workshop, Seminar & Function Exp	2,359,198		16,688	2,375,886	
Advertisement & Publicity Exp	18,474,551	625,595		19,100,146	
Printing and Stationery	4,809,474	785,769	13,239	5,608,482	
Repairs & Maintenance	5,622,896	4,280,939		9,903,835	
Administrative Expenses (Indirect)	16,023,195	3,001,811	61,110	16,084,305	
Sports Exp	4,945,679		84,754	5,030,433	
Uniform expenses	1,074,411	3,772,416		4,846,827	
Communication Expenses	697,699	231,753	3,403	932,855	
Electricity Charges	912,443	2,470,342		3,382,785	
Hostel & Mess expenses	5,872,748	19,063,288	985,429	27,921,465	
Personnel Expenses - Direct	24,000,029	20,800,678	2,004,272	46,804,979	
Personnel Expenses - Indirect	108,978,218	753,488	105,040	110,836,746	
Rent	43,753,658			43,753,658	
Transportation & Travelling Expenses & Conveyance	48,569,360			48,569,360	
Consultancy Charges	7,138,224	305	10,600	7,149,129	
Insurance	12,885,433	10,487,193		23,372,626	
Other expenses	3,483,032	99,185		3,582,217	
Rates & Taxes	871,382	426,750		1,298,132	
Development Expenses	284,258			284,258	
TOTAL	23,764,444	73,220,293	3,497,821	97,482,558	465,793,425
	389,075,311				




 OF SCIENCE
 AND STUDIES
 Authorised Signatory

Schedule-N : Interest/Finance charges				
Bank Charges	76,814		1,040	77,966
Interest on Term Loan	39,832,056	112		39,832,056
Processing Fees	233,752			233,752
Interest paid others	16,500,000			16,500,000
Interest On OD	11,364,752			11,364,752
Interest on FD OD/Loans	5,449,546			5,449,546
Interest on car/bus loan	560,187		36	560,187
Interest on TDS	4,323			4,359
TOTAL	74,021,430	112	1,076	74,022,618



FOR VEL'S INSTITUTE OF SCIENCE
TECHNOLOGY & ADVANCED STUDIES


[Handwritten Signature]
Authorized Signatory

Schedule E

Vel's University

Vel's University
Between 01.04.2015 - 30.09.2015
Between 01.10.2015 - 31.03.2016

Description	Rate	Net Block as on 31.03.2015		Additions		Total	Deletions		Total	Depreciation		Total	Net Block as on 31.03.2016
		Block I	Block II	Block I	Block II		Block I	Block II		Block I	Block II		
Building	10.00%	117,795,964	-	785,349	41,815,500	42,600,849	-	-	42,600,849	11,858,131	2,090,775	13,948,906	146,447,907
Furniture & Fixtures	10.00%	28,761,313	-	451,572	5,759,068	6,210,940	-	-	6,210,940	2,921,289	287,953	3,209,242	31,762,711
Land	0.00%	441,736,877	-	-	-	-	-	-	-	-	-	-	441,736,877
Plant & Machinery	15.00%	70,213,505	-	5,743,666	7,253,690	12,997,296	-	-	12,997,296	11,393,576	544,032	11,937,598	71,273,203
Vehicles	15.00%	36,141,393	-	-	-	-	1,113	-	1,113	5,421,042	-	5,421,042	30,719,238
Computer	60.00%	15,341,898	-	297,915	8,176,775	8,474,690	-	-	8,474,690	9,383,888	2,453,033	11,836,921	11,979,668
WIP Building	0	41,815,500	-	7,278,502	34,545,000	97,549,973	-	-	97,549,973	40,977,926	5,375,783	46,353,709	34,545,000
		751,806,451	-	-	97,549,973	104,828,475	1,113	-	1,113	41,815,500	41,815,500	41,816,613	758,464,604



For VEL'S INSTITUTE OF SCIENCE
TECHNOLOGY & RESEARCH STUDIES

[Handwritten Signature]


Authorised Signatory

Block I Between 01.04.2015 - 30.09.2015
Block II Between 01.10.2015 - 31.03.2016

Schedule D

Depreciation Schedule for Vel's Academy of Maritime Education & Training


Description	Rate	Net Block		Additions			Deletions			Depreciation			Net Block	
		as on 31.03.2015		Block I	Block II	Total	Block I	Block II	Total	Block I	Block II	Total	as on 31.03.2016	
Land	0%	8,751,121											8,751,121	
Land Development	0%	500,000											500,000	
Airconditioner	15%	634,498		8,900					96,510				546,888	
Audio system	15%	2,303							345				1,958	
Building WIP	0%	37,579,381											37,579,381	
Land	0%													
Building	10%	162,421,997		163,083					16,258,508				146,326,572	
Building-Main Building	0%	2,714,277											2,714,277	
Building-Work Shop	0%	2,367,952											2,367,952	
Building-New Hostels	10%	14,490,051							1,449,005				13,041,045	
Car	15%	2,209,432							331,415				1,878,017	
Cash Counting Machine	15%	13,056							1,958				11,098	
CCTV Camera	15%								1,092				6187	
Computer	60%	156,450							648,750				444,120	
Cycle	15%													
Electrical & Fittings	10%	3,288,985							328,899				2,960,087	
Electrical & Fittings	10%	18,735							1,874				16,862	
mono Pumpset	10%	149,427							22,643				20,784	
Ceiling fan	10%	9,965,381							1,004,571				9,105,260	
Furniture & Fixtures	10%	1,020,972		80,325					153,146				867,826	
Hostel Equipments	15%	2,005,259							300,789				1,704,470	
Kitchen Equipments	15%	2,204,222							330,633				1,873,589	
Lab Equipments	60%	95,872							57,523				38,349	
Library Books	60%	773,907							137,461				778,946	
Office Equipments	15%	392,897		142,500					58,955				333,962	
Overhead Projector	60%	20,485							12,291				8,194	
Printer	15%													
Tata Bus	15%													
Ship In Campus	15%	10,113,882							1,517,082				1,518,095	
Software	60%	841							504				335	
Sports Material	15%	213,927							32,089				284,009	
Volks Wagen	15%								8,284				40,373	
T V Stabilizer	15%	23,495							3,524				19,971	
Teaching Aids	15%	116,113							17,417				98,696	
Telephone Equipments	15%	1,965							295				1,670	
TVS Max100 R	15%													
UPS	60%	15,433							9,260				6,173	
WIP - Marine	0%													
Xerox Machine	15%													
Tempo Travellor	15%	485,834							72,875				412,959	
Lift	15%	257,040							38,556				218,484	
Plant & Machinery	15%	2,954,901		1,278,461					635,004				3,598,358	
Air Compressor	15%	144,319							21,648				122,671	
Borewell	0%	60,200											60,200	
Washing Machine	15%	14,563							2,184				12,379	
Total		267,870,131		2,682,348		208,056		2,890,404				23,800,430	23,818,082	



Depreciation Schedule for School of Physiotherapy

Description	Rate	Net Block as on 31.03.2015	Additions			Deletions			Depreciation			Net Block as on 31.03.2016
			Block I	Block II	Total	Block I	Block II	Total	Block I	Block II	Total	
Office Equipment	15%	14,591		-	-				2,189	-	2,189	12,402
UPS	60%	554		-	-				332	-	332	222
Library Books	60%	16,011	44,920	-	44,920				36,559	-	36,559	24,372
Furniture	10%	25,137		-	-				2,514	-	2,514	22,623
Total		56,293	44,920	-	44,920	-	-	-	41,593	-	41,593	59,620

101,213



For VEL'S INSTITUTE OF SCIENCE
TECHNOLOGY & ADVANCED STUDIES

[Handwritten Signature]

Authorized Signatory